

RAPTOR™ AERIALS

ROSENBAUER RAPTOR AUTOMATIC LADDERS



 **rosenbauer**

Discover Innovation. Experience Technology.



ROSENBAUER RAPTOR™ AERIAL

102' TACTICAL AERIAL LADDER

THE ALL-PURPOSE TACTICAL LADDER

Rescue conditions are not always ideal. When you need an aerial ladder to do more than just flow water, look no further than the Rosenbauer 102' Raptor. With a single rear axle and a short wheelbase, the Raptor is the quickest and most maneuverable aerial ladder on the market. The Raptor's on-board CAN-Bus electronic system allows firefighters to set the stabilizers, raise the aerial 102 feet and rotate 90 degrees in less than 60 seconds. The additional capabilities of the Rosenbauer Raptor to operate on uneven terrain and below grade offer rescuers more versatility and operational safety than any other aerial device.



FIRE SUPPRESSION

The Raptor is available with a 1500 GPM fire pump, a water tank up to 300 gallons and several foam system options to meet your fire suppression needs.



CAB & BODY COLLISION PROTECTION

Protect your investment with the Raptor's cab and body collision protection. The Raptor's advanced CAN-Bus electronic system prevents the ladder from colliding with any part of the cab or body.



MANEUVERABILITY

With wheelbases as short as 222", the Raptor is the most maneuverable single axle 102' ladder on the market. The wheelbase, combined with a tight cramp angle of no less than 46° makes navigating through tight spaces a breeze.



**8,800
POUNDS**

ADVANCED TECHNICAL RESCUES

The high stability of the Raptor's ladder assembly make it possible to lift, rotate and lower payloads of up to 8,800 pounds. Additionally, the ladder offers bridging capabilities for mass evacuations.



MAKING RESCUES EASIER

The Raptor's impressive 102' reach and positioning feature make it the perfect device for water and ice rescue, reaching nearly 20' below grade.

The Raptor offers a wide sweeping elevation range of -15° to 75°. Thanks to variable jacking capabilities, the Raptor can be purposely positioned further off-level and operate at an unbelievable -22° for sub-ground-level rescues.



ROSENBAUER RAPTOR™ AERIAL

102' TACTICAL AERIAL LADDER




AUTOMATIC TERRAIN COMPENSATION

While many trucks struggle to level in hilly terrains, the Raptor uses an automatic terrain compensation system and auto-levels the turntable hydraulically. The automatic terrain compensation system keeps the ladder assembly in the horizontal position up to a longitudinal lateral inclination angle of 8.5° in relation to the vehicle.

The terrain compensation system activates automatically when the aerial is deployed.

With these optimum level conditions, ladder climbing remains safe and easy.



THE PERFECT TRUCK FOR IMPERFECT CONDITIONS

Conditions aren't always ideal, so the Raptor uses two different systems to enhance set-up and cage placement. The Raptor's stabilizer system is the fastest in the industry, fully deploying and locking all four out-and-down stabilizers in 20 seconds.

Advanced CAN-Bus electronics monitor ground pressure sensors in each jack precisely and use the data collected by the sensors to calculate stability. The system uses this data and combines it with ladder torque data as additional redundancy to ensure stability. The system uses this data to allow safe aerial operations even when the stabilizers cannot be fully deployed.



1 **STRETCHER/ STOKES SUPPORT**

Make rescues easier with an optional stretcher or stokes support. These systems safely secure the victim to the top of the rescue cage.



2 **INTUITIVE CONTROLS**

Flying the Raptor couldn't have been made any easier. With just two joysticks to operate all aerial movements, the Raptor's intuitive controls allow the firefighter to keep their focus on the task at hand. As a bonus, one touch auto-stow automatically returns the aerial to the travel position.



3 **FOUR ENTRANCE GATES**

Firefighters can enter the cage from any side depending on the situation. The rear entrance offers safe, convenient access to the ladder. The cage control panel can be pivoted to the side to allow unobstructed entry and create three entry points on the front of the cage.



WATERWAY

The Raptor has several waterway options including telescopic and non-telescopic waterways with flows of up to 1000 GPM. Additionally, a 2.5" aerial tip discharge is available allowing for a hand line to be extended for interior firefighting operations.

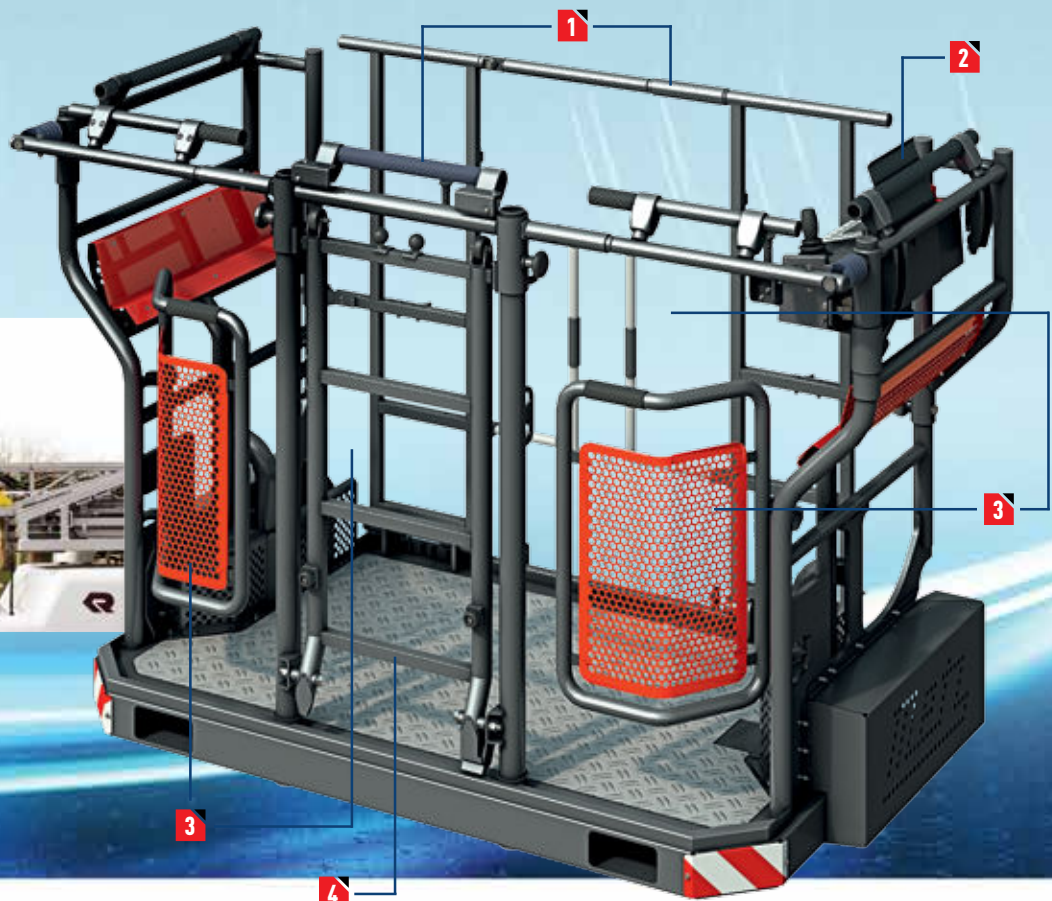


4 **INTEGRATED PARAPET LADDER**

The rescue cage features a fold out-and-down stepladder that simplifies entry into the cage while working on uneven terrain or balconies.

FOLDING RESCUE CAGE

For those times when overall height is a factor such as low bridges or low overhead doors in the fire station, the Raptor comes standard with a folding rescue cage to reduce the overall travel height.



ROSENBAUER RAPTOR™ AERIAL

102' TACTICAL AERIAL LADDER



RAPTOR OPERATOR CONTROLS

The displays on the Raptor control panels are clearly laid out. Even in the stress of real-world operations, the interface is intuitive and easy to use. This has been proven over the past decade by hundreds of fire departments.

- ▼ The position of the display screen, joystick, and movement directions is identical on the main control panel and the cage control panel
- ▼ Large glove-friendly control buttons
- ▼ Ergonomic design of display and controls
- ▼ Information structured simply and clearly



SAFETY LEVEL

Aerial override, cage control release, emergency shutdown

INFO/DISPLAY LEVEL

All of the relevant information for operating the aerial

FUNCTION LEVEL

All of the functions that are needed to control the aerial



THE MAIN CONTROL PANEL

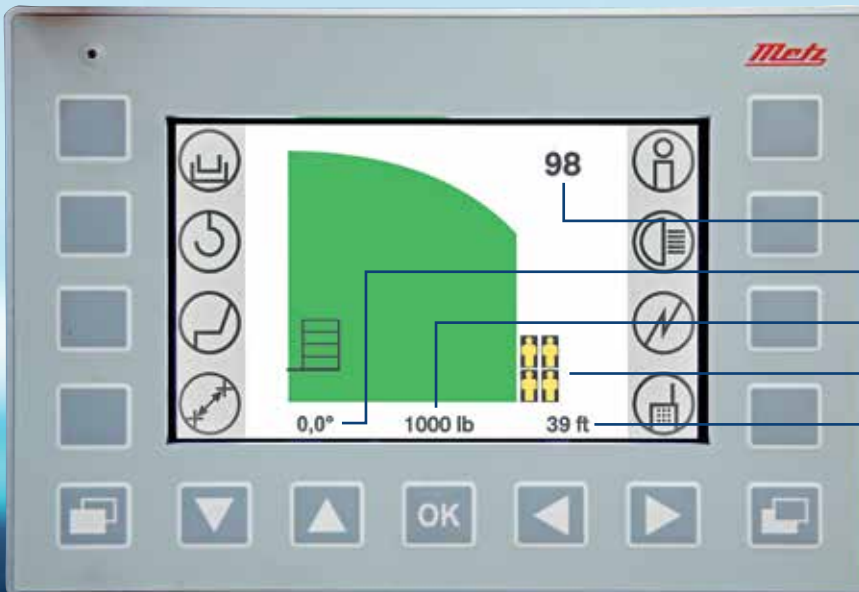
- 1 Spacious seat for comfortable extended operations
- 2 Automatic tilting seat that tilts in relation to aerial elevation
- 3 Adjustable back rest and head rest
- 4 Intercom system with integrated gooseneck microphone and two speakers
- 5 Unobstructed view of the rescue cage and ladder during aerial operations

OPTIONAL FEATURES

- 6 Transparent sliding rain roof
- 7 Heated seat

RAPTOR CAN-BUS SYSTEM

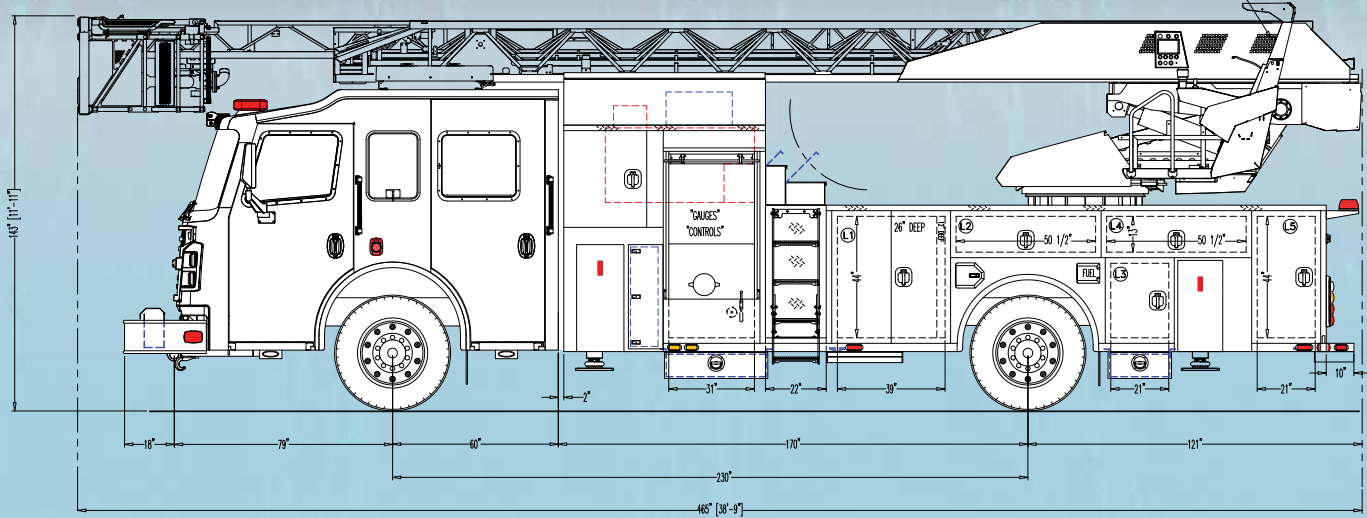
The 3-D load measurements from the ladder along with ground pressure measurements and jack width are combined and analyzed via the CAN-Bus system to ensure maximum outreach and safety at all times.



- Remaining ladder length available
- Elevation angle
- Remaining payload capacity
- Load limit
- Remaining horizontal outreach



RAPTOR SPECS



RAPTOR PERFORMANCE

LADDER REACH	Up to 102' Vertical Reach Up to 87' Side Reach
PAYLOAD CAPACITY	Up to 1,000 Pounds Dry Up to 500 Pounds Wet
WATERWAY	Up to 1000 GPM
WIND RATING	Up to 50 MPH
ICE RATING	Variable-Load Continuously Monitored by System
LIFTING SYSTEM	8,800 Pounds from Base Section
BELOW GRADE OPERATIONS	22° Below Grade
AERIAL CONTROLS	Soft Touch Controls
STABILIZER SPREAD	14' 9"
STABILIZER	H-Style Safe Operation over Short-Jacked Side Permitted with Continuous 360° Rotation
APPARATUS BODY	Extruded Aluminum
WATER TANK	Up to 300 Gallons on Single Axle
FIRE PUMP	Up to 1500 GPM



SERVICE4FIRE.COM

ONLINE SERVICE PORTAL

At Rosenbauer, we understand there is no time for downtime when it comes to your fire apparatus. That's why we've introduced service4fire, Rosenbauer's 24/7 online vehicle monitoring system.



Rescue operations are extremely demanding and vehicle performance is essential. service4fire gives you peace of mind knowing that your apparatus is performing at its peak levels.

SERVICE4FIRE.COM provides you with:

- ▶ Increased safety thanks to earlier error warnings.
- ▶ Real-time alerts if an issue arises
- ▶ Detailed diagnosis of issues for rapid remediation.
- ▶ Increased efficiency thanks to faster repairs.
- ▶ Lower maintenance costs thanks to improved maintenance



ANALYSIS

Analysis programs verify the operational readiness of the vehicle's components.



DIAGNOSTICS

Deviations are identified and reported. Diagnostics programs provide support for rapid problem solving.



DOCUMENTATION

service4fire automatically documents your operations and reduces your administrative overhead.



SERVICE

The system draws your attention to maintenance and servicing intervals.



MAPS

Vehicle positions and routes traveled are displayed on digital maps.



Discover Innovation. Experience Technology.



WWW.ROSENBAUERAMERICA.COM | INFO@ROSENBAUERAMERICA.COM

ROSENBAUER SOUTH DAKOTA, LLC
100 THIRD STREET
LYONS, SOUTH DAKOTA 57041
P: 605.543.5591

ROSENBAUER MINNESOTA, LLC
5181 260TH STREET
WYOMING, MINNESOTA 55092
P: 651.462.1000

ROSENBAUER MOTORS, LLC
5190 260TH STREET
WYOMING, MINNESOTA 55092
P: 651.462.1000

ROSENBAUER AERIALS, LLC
870 SOUTH BROAD STREET
FREMONT, NEBRASKA 68025
P: 402.721.7622



ROSENBAUER SOUTH DAKOTA, LLC.
#011714-RSD

ROSENBAUER MINNESOTA, LLC.
#011714-RMN